



BANCA TRANSILVANIA®

Q4 2013 FINANCIAL RESULTS IFRS non-consolidated



Disclaimer

- THE INFORMATION CONTAINED IN THIS DOCUMENT HAS NOT BEEN INDEPENDENTLY VERIFIED AND NO REPRESENTATION OR WARRANTY EXPRESSED OR IMPLIED IS MADE AS TO, AND NO RELIANCE SHOULD BE PLACED ON, THE FAIRNESS, ACCURACY, COMPLETENESS OR CORRECTNESS OF THIS INFORMATION OR OPINIONS CONTAINED HEREIN.
- CERTAIN STATEMENTS CONTAINED IN THIS DOCUMENT MAY BE STATEMENTS OF FUTURE EXPECTATIONS AND OTHER FORWARD-LOOKING STATEMENTS THAT ARE BASED ON MANAGEMENT'S CURRENT VIEWS AND ASSUMPTIONS AND INVOLVE KNOWN AND UNKNOWN RISKS AND UNCERTAINTIES THAT COULD CAUSE ACTUAL RESULTS, PERFORMANCE OR EVENTS TO DIFFER MATERIALLY FROM THOSE EXPRESSED OR IMPLIED IN SUCH STATEMENTS.
- NONE OF BANCA TRANSILVANIA OR ANY OF ITS AFFILIATES, ADVISORS OR REPRESENTATIVES SHALL HAVE ANY LIABILITY WHATSOEVER (IN NEGLIGENCE OR OTHERWISE) FOR ANY LOSS HOWSOEVER ARISING FROM ANY USE OF THIS DOCUMENT OR ITS CONTENT OR OTHERWISE ARISING IN CONNECTION WITH THIS DOCUMENT.
- THIS DOCUMENT DOES NOT CONSTITUTE AN OFFER OR INVITATION TO PURCHASE OR SUBSCRIBE FOR ANY SHARES AND NEITHER IT NOR ANY PART OF IT SHALL FORM THE BASIS OF OR BE RELIED UPON IN CONNECTION WITH ANY CONTRACT OR COMMITMENT WHATSOEVER.

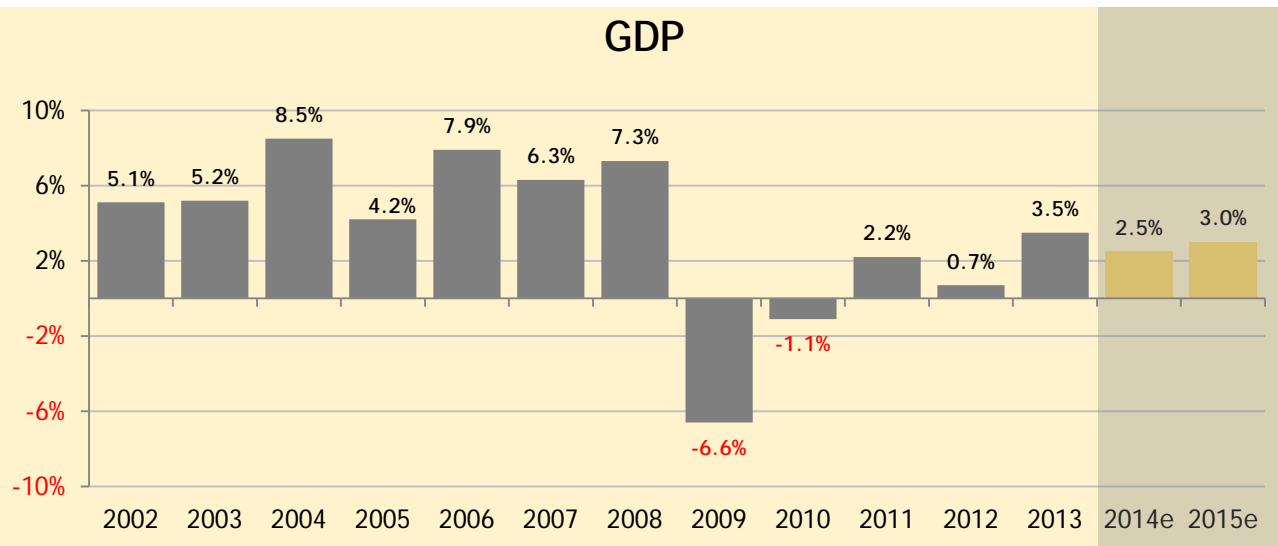


PRESENTATION TOPICS

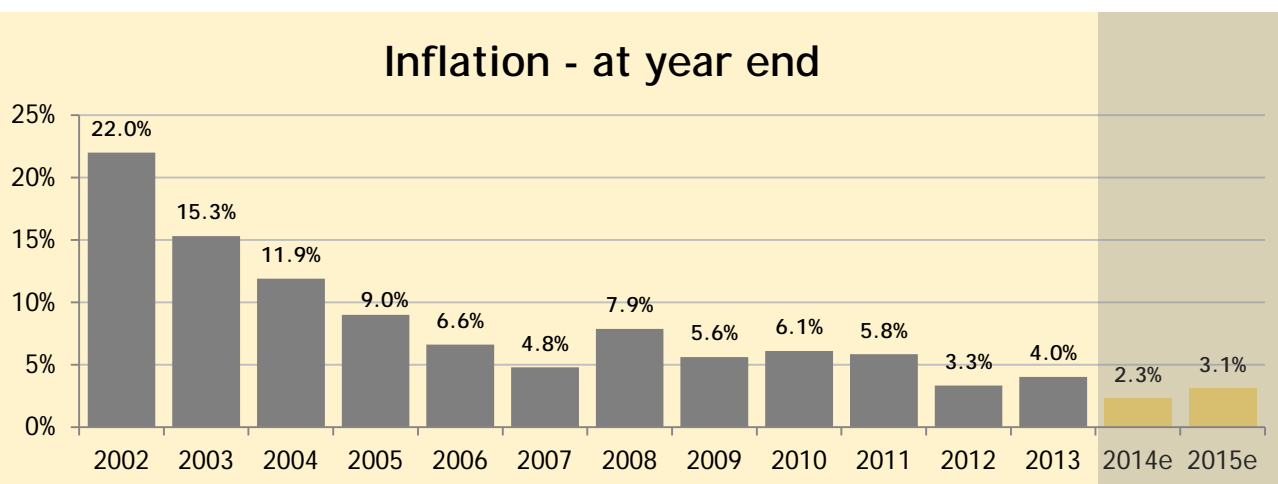
- **Macroeconomic environment**
- BANCA TRANSILVANIA on its home market
- Overview of business lines
- Q4 2013 financial highlights
- Conclusions



Macroeconomic environment



- 4th quarter preliminary GDP growth stood at +1.7% QoQ (s.a.) and 5.2% YoY (n.s.a.) probably underpinned by export activity
- 2013 GDP growth at +3.5% according to flash figures

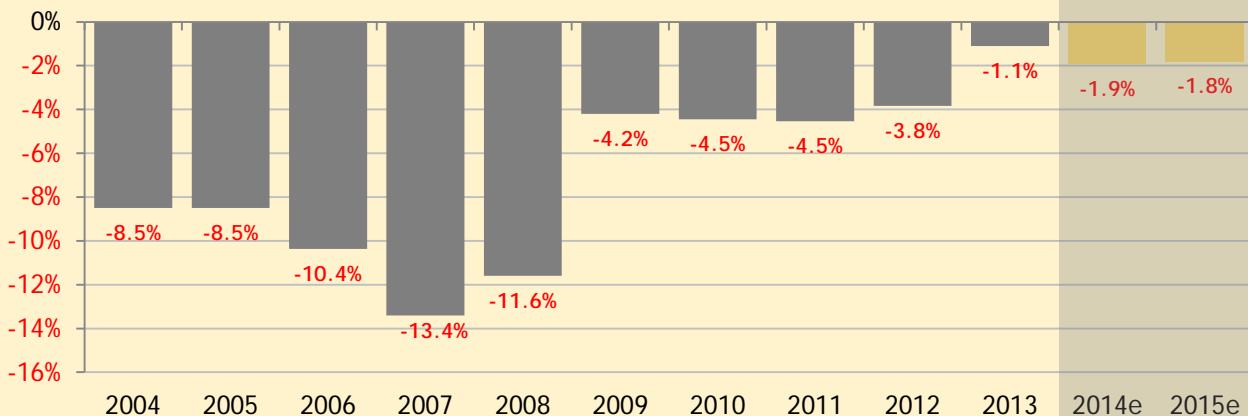


- Inflation at 1.1% in January with estimates for the coming months near 1.0%
- NBR easing cycle probably ended but reserve ratio may still be lowered



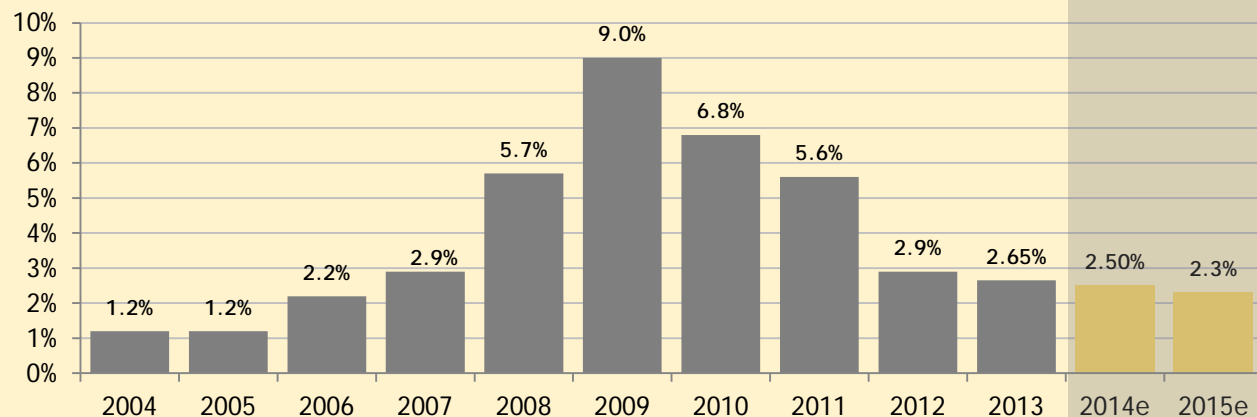
Macroeconomic environment

Current Account deficit - % of GDP



- Current account deficit for 2013 at EUR 1.5 bln. compared to 5.8 bln. a year ago
- Exports were the main driver with +10.0% YoY growth

Budget deficit - % of GDP

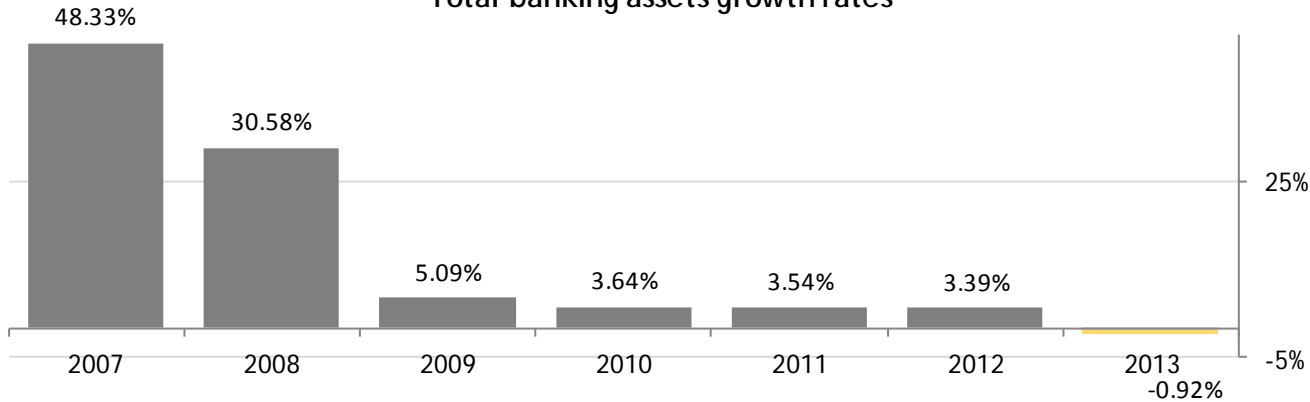


- The Min. of Finance continues to borrow at lower yields on longer maturities despite edgy markets
- Fiscal deficit for 2013 (cash) advanced to RON 15.77 bln.



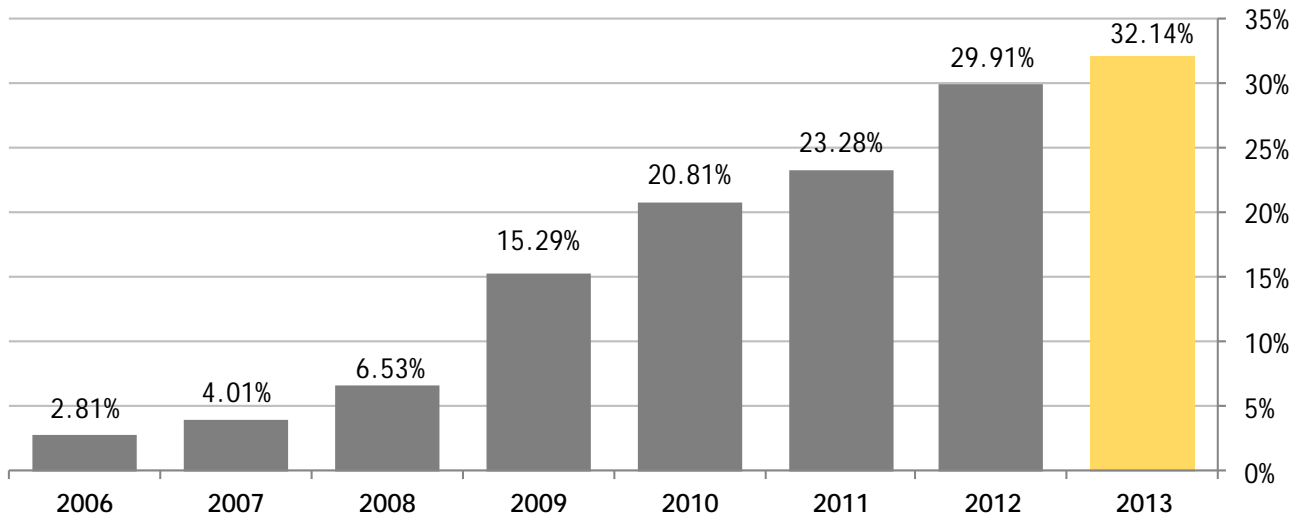
Romanian Banking System

Total banking assets growth rates



*BT achieved 8.4 % growth end of 2013.

Doubtful and loss (% of total loans)



BT benchmarks well at 22.30% D&L end of 2013.



Romanian Banking System

- Conservative and strong Central Bank
- Rather concentrated: Top 7 banks hold 67% of total assets, Top 3 banks weight around 40%
- H1 2013 indicates a cumulative profit of RON 1.46 bn., compared to a loss of RON 200 mil. same period last year; end of 2012 the total loss reached RON2.3bn., three times bigger than the loss registered for 2011 (RON 777 mil.).
- Despite the NPL level, the banking system is solid:
 - average CAR: 14%
 - no government bail-outs
 - 20.3% average NPL ratio (PAR 90) (BT at 12.57%)



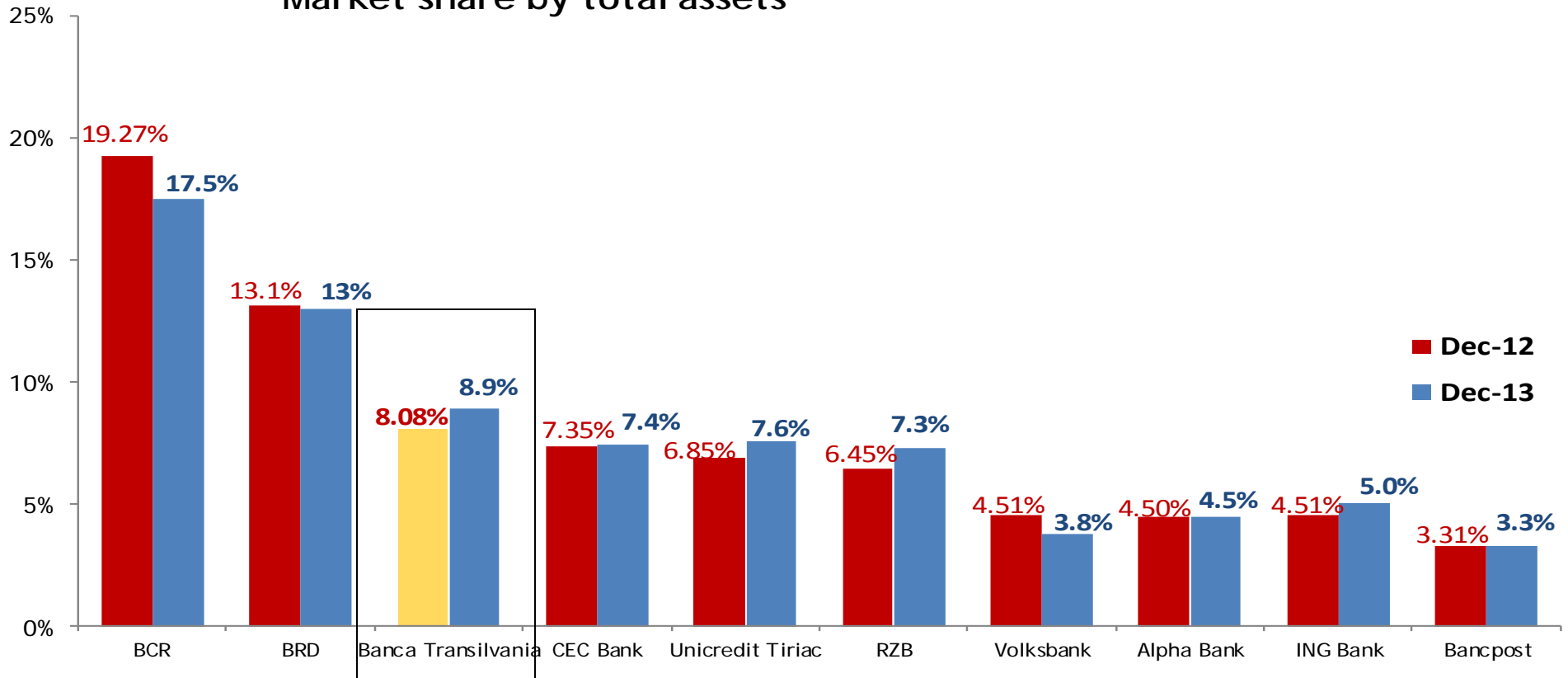
PRESENTATION TOPICS

- Macroeconomic environment
- **BANCA TRANSILVANIA on its home market**
- Overview of business lines
- 2014 financial highlights
- Conclusions



Banca Transilvania on its home market

Market share by total assets



Source: BNR



Our Business Model

- ✓ Traditional banking
- ✓ Diverse revenue streams
- ✓ Broad spread of risk
- ✓ Wide branch coverage
- ✓ Deposit funded
- ✓ Romania HQ

Successful track record



Banca Transilvania's strengths

- Strong roots in Romania, one of the least banked CEE countries
- The leading SME bank... The Bank for Entrepreneurial People
- Nationwide distribution network with 548 branches and agencies
- Solid capitalization (CAR 13.78% end of 2013) and good funding structure
- Loan / deposit ratio: 0.74 end of 2013
- Local currency focus (65% of total loans in RON)
- Decentralized decision-making, but with strong internal controls
- Blue chip company on the Bucharest Stock Exchange since 1997



Our rating

Fitch Ratings - BT rating reaffirmed, July 2013

Long term IDR	BB-
Short-Term	B
Outlook	Stable
Individual	D
Support	3



Shareholder structure, Dec. 2013

	No. of shareholders	No. of shares	%
Romanian capital	27,206	975,311,874	44.20
individuals	26,580	431,592,495	19.56
companies	626	543,719,379	24.64
Foreign capital	766	1,231,124,450	55.80
individuals	619	51,404,610	2.33
companies	147	1,179,719,840	53.47
TOTAL	27,972	2,206,436,324	100

Strategic partners: EBRD - 14.61%; IFC 3.53%

Other major shareholders: Bank of Cyprus 9.98%



Group structure

Banca Transilvania

Leasing

Consumer
Finance

Banking services

Brokerage

Asset
management



Business lines

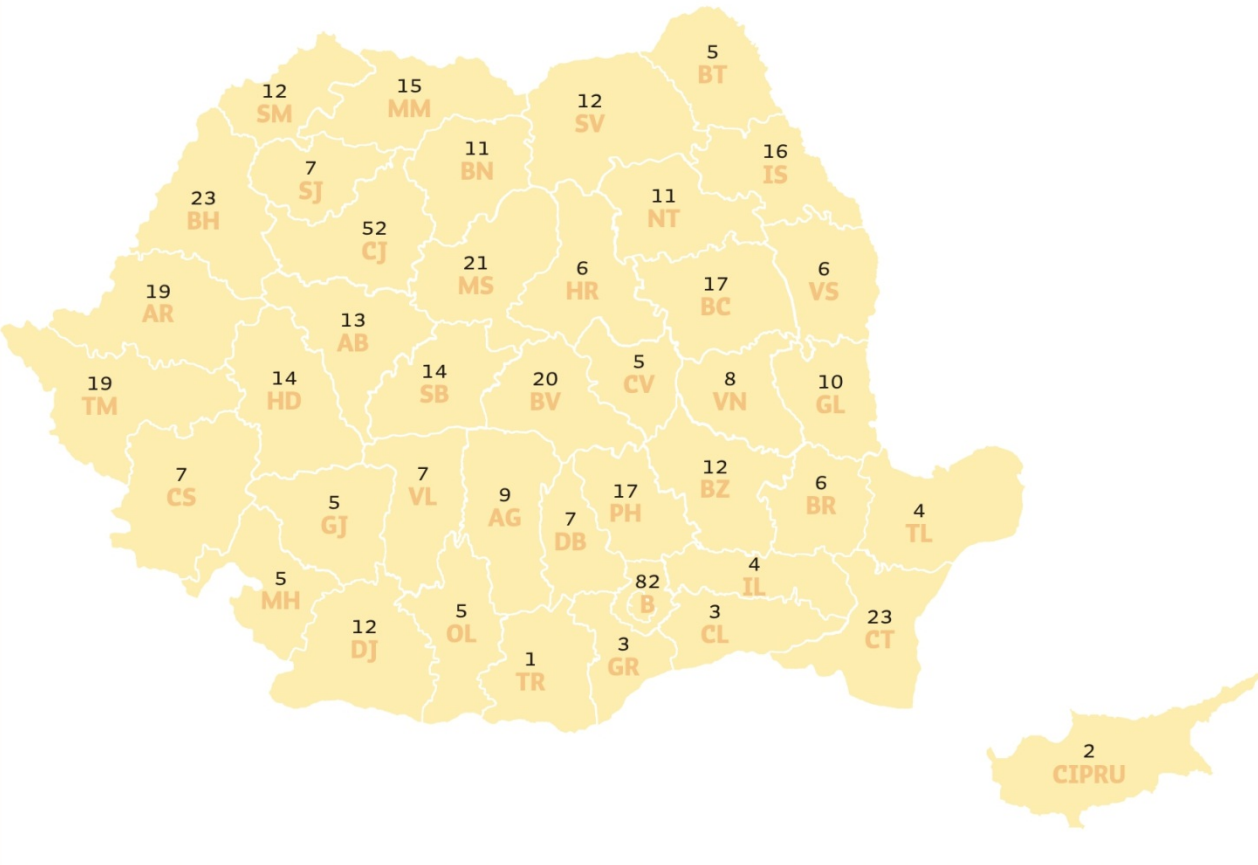
SME

Corporate

Retail



Geographical coverage



Key statistics

No. of units: 548

No. of customers: over 1.7 million

Market shares

Market share by assets: 8.6%

Deposits (lei): 11.3%

Loans (lei): 12.5%

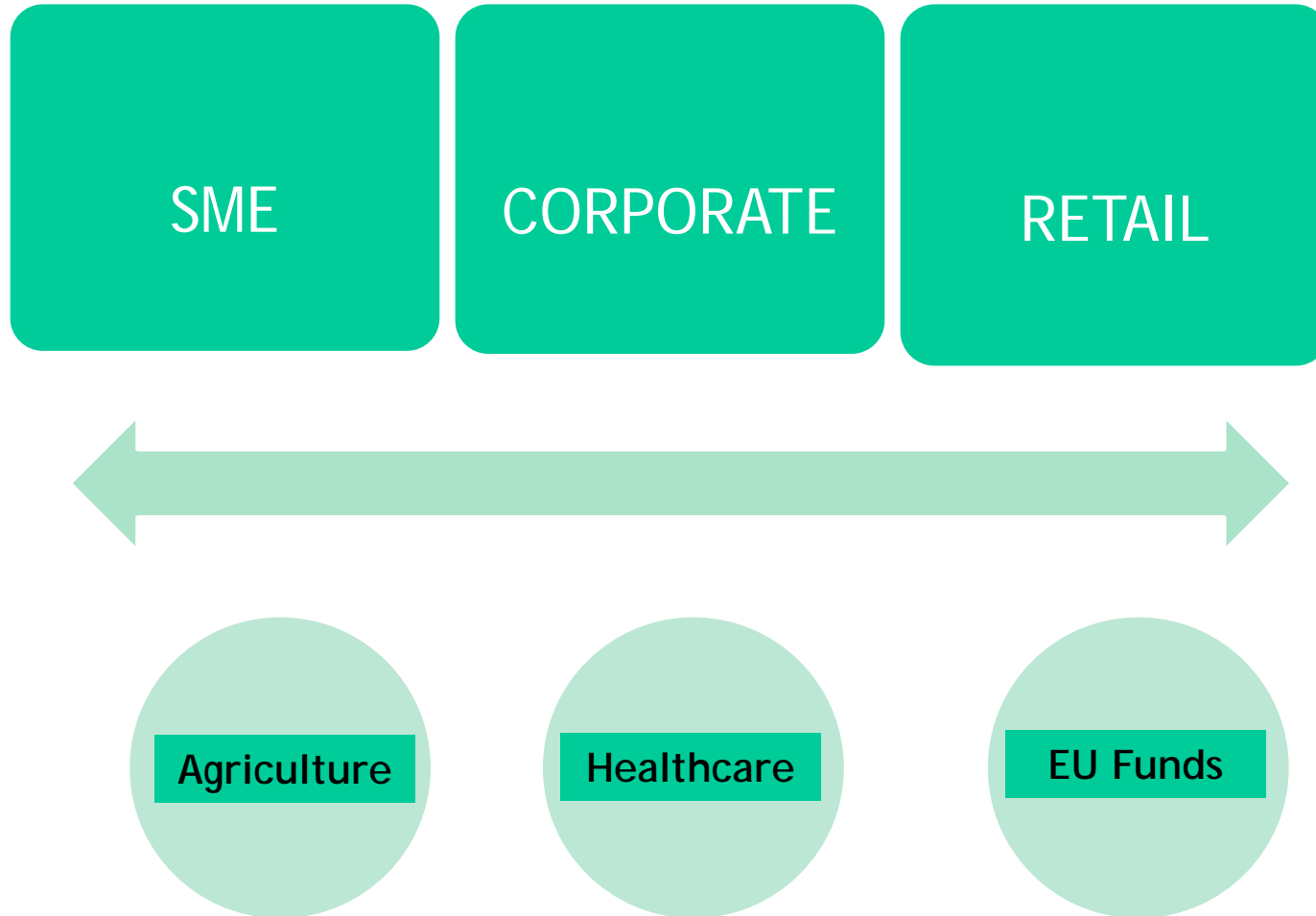


PRESENTATION TOPICS

- Macroeconomic environment
- BANCA TRANSILVANIA on its home market
- **Overview of business lines**
- Q4 2013 financial highlights
- Conclusions



Business Lines & Sectorial Approaches



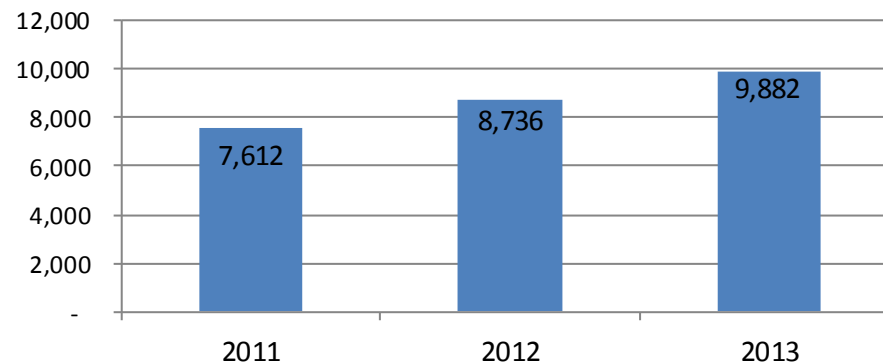


Overview of business lines

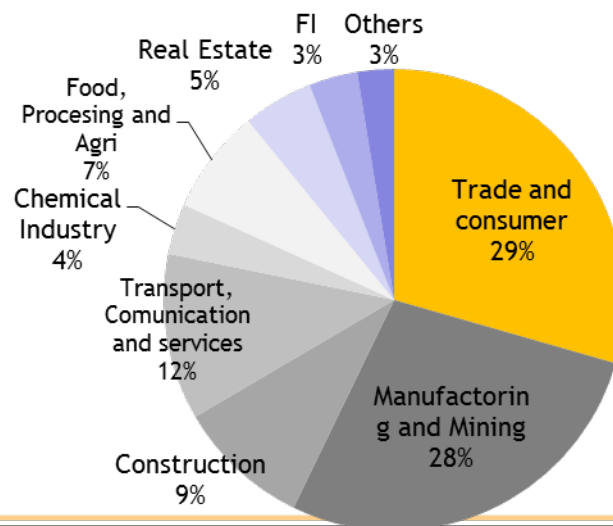
Corporate Clients

- well diversified portfolio in terms of type and industry exposure; trade is slowly declining, while manufacturing and agriculture are advancing;
- domestic currency lending is dominant;
- loan portfolio end of 2013 amounts to EUR 2,203 mill. representing 51% of total BT loans

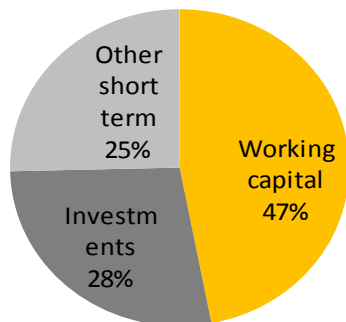
Loans: Corporate Portfolio Breakdown, RON mil.



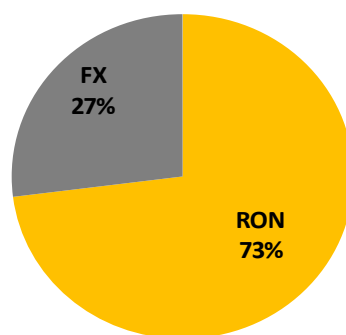
By industry



By type



By currency



Source: Company Data



Overview of business lines

SME Banking

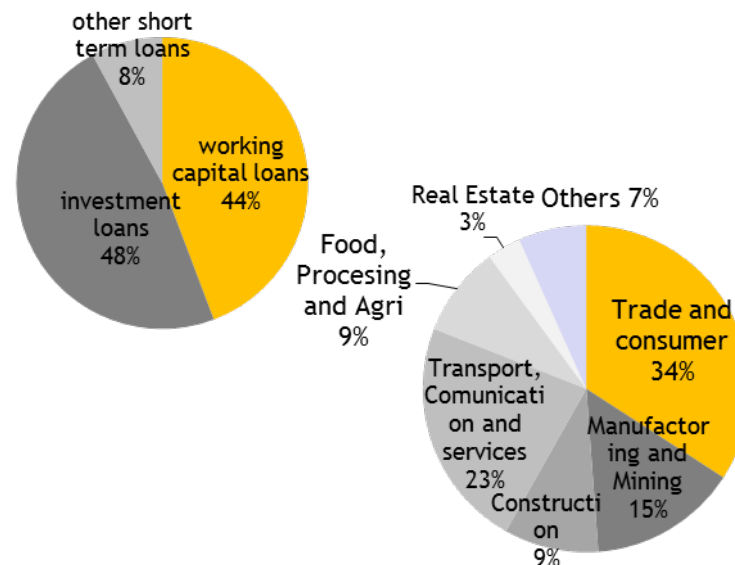
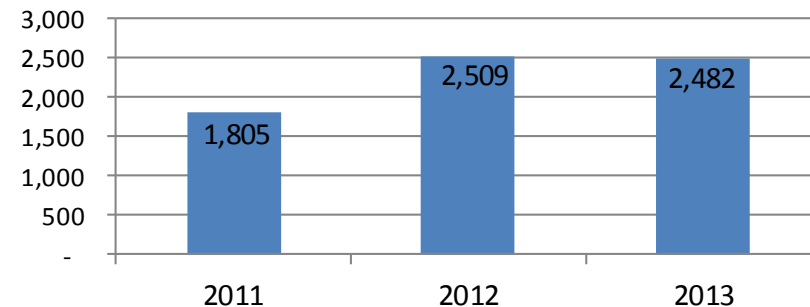
SME Services

- 20 SME-dedicated products launched so far;
- Loan portfolio reaching EUR 553 mil. end of 2013
- ~ 150,000 active clients.

SME Loans

- Remodeling the SME credit approach starting with 2011 within a new platform (SME 3.0). This platform capitalizes on the knowledge and expertise in SME lending, before and throughout recession.
- Dispersion, small debts, limiting the no. of loans per client, the winning principles of SME 3.0 platform (PAR 90 is 1.5% in the last 2 years).
- The Bank's extensive branch network is ideally fit for this customer profile.

SME Loan Evolution and Breakdown, RON mill.





Overview of business lines

SME Banking

Commitment to the SME sector

- Starting with 2002, together with the reorganization of the sales activity by business lines, Banca Transilvania has positioned itself as *the SME Bank* in Romania
- This strategic goal was supported by a SME specialized products and services platform, which was / is permanently updated in order to both meet client expectations and to mitigate the related risks for the bank
- Over the time, we entered / accessed SME dedicated programs developed by DFIs like: the EBRD, FMO, DEG, IFC, BSTDB
- BT kept its promise towards the SME sector, during good and hard times, and never ceased to lend to this sector (BT was the 1st bank which developed a relationship with FNGCIMM, offering an alternative guaranteeing scheme to its SME clients)



Overview of business lines

SME Banking

- Besides specialized banking services, we have tried to provide to our SME clients training and networking opportunities, free of charge, via Clubul Intreprinzatorului Roman, club established in 2006 which counts now 17,000 members
- All these initiatives brought us a consistent number of SME clients, more than 150,000 SME companies have their main bank account with BT (15% market share in terms of active SMEs)
- Only 10% of them have loans => significant growth potential on an existing client base
- The expertise gathered during more than 10 years of banking with SME clients, is a valuable asset for BT, difficult to be challenged by our competition



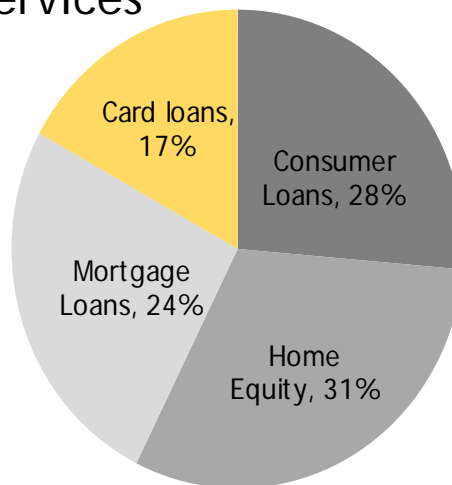
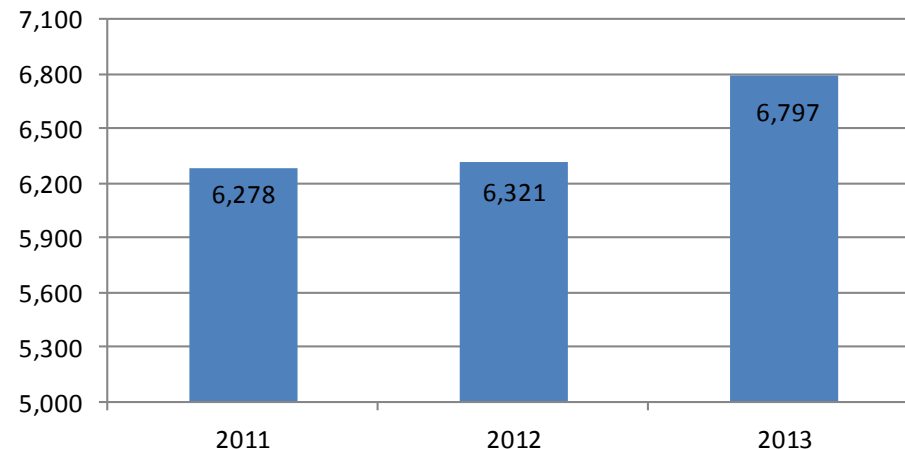
Overview of business lines

Retail Banking

Strategy

- The strategy for this year - 3 main pillars:
 - To consolidate our Top 3 position in cards in Romania
 - Client segmentation
 - More revenues from “operational” products and value added services

Retail Loan Growth and Breakdown, RON mill.



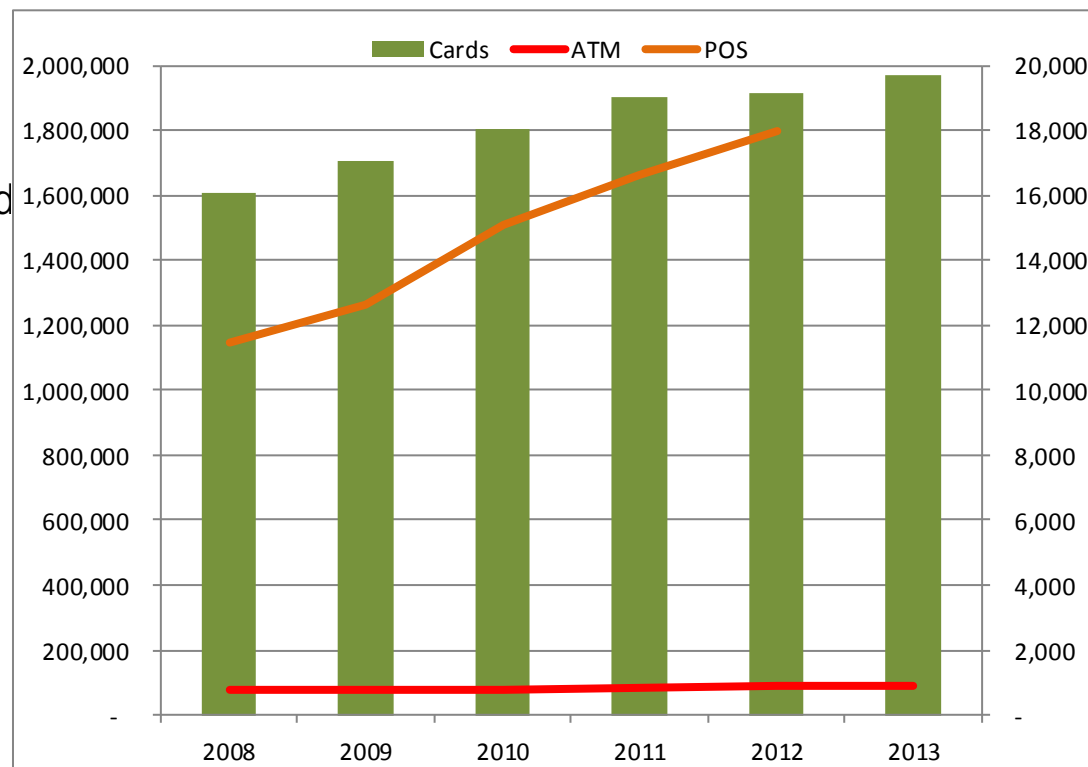


Overview of business lines

Retail Banking

Bank Cards & ATMs

- 3rd largest issuer of credit/debit cards in Romania
 - over 1.9 million Visa and MasterCard issued
 - 15% market share - cards issued
 - 17.5% market share - transactions volume
 - The largest Visa issuer in Romania
- Market leader in premium cards
- Strong loyalty program for credit cards
- STAR BT - over 4,400 POSs terminals enrolled in the program
- Over 19,000 POS terminals
- 879 ATMs, 8% market share in terms of ATM network



Source: Company Data



Overview by sector

Healthcare

Strategy

- Dedicated team (doctors and bankers)
- Special Credit Scoring System Design
- First credit card only for doctors
- Maintaining our leading position within the medical sector through our 9 Dedicated Units
- Romanian College of Physicians- Official Endorsement

Approach

- Transparency - costs
- Stability - terms and conditions
- Flexibility - product packages
- Friendly and assertive people - common language and proactive approach
- Specialized team

Results

- ✓ Over 26,000 active clients
- ✓ Over 8,270 loans, RON 900 mill.
- ✓ 6,700 dedicated credit cards
- ✓ Deposits totaling RON 600 mil.



Overview by sector

Agribusiness

Strategy

- Dedicated products for agriculture and agribusiness
- Long term partnership with farmer associations
- Loan portfolio dispersion

Approach

- Specialized team
- Qualitative and technical overview
- Integrated chain overview

Results

- More than 10% market share in agriculture (loans)
- More than 22,000 agribusiness customers
- More than 800 mil. RON subsidies routed yearly via BT



Overview by sector

EU Structural funds

Strategy

- Consolidating BT position as EU funds specialist
- Enhancing partnerships with consultants acting in EU funds sector
- Active member of EU funds committee within Romanian Banks Association
- Important contribution to the 2014-2020 financial framework

Approach

- Specialized team
- Flexible financing products + consulting
- Integrated services following the project cycle

Results

- 1,700 EU projects
- RON 3 bn. bank facilities
- RON 528 mln outstanding



PRESENTATION TOPICS

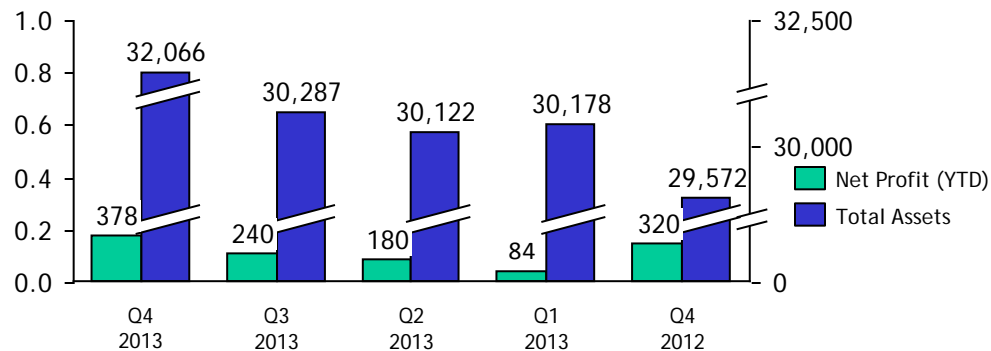
- Macroeconomic environment
- BANCA TRANSILVANIA on its home market
- Overview of business lines
- **Q4 2013 financial highlights**
- Conclusions



Key Indicators December 2013

- ✓ Loans portfolio up by 9.1% vs. Dec' 12
- ✓ Net Profit: RON 378 million
- ✓ ROE (annualized): 12.9%

Net Profit & Assets Evolution (Lei million)



Key Indicators (LEI million)	FY 2013	Q3 2013	Q2 2013	Q1 2013	Q4 2012
Total Loans & Accruals	19,160	18,415	17,723	17,653	17,568
T-bills	9,039	7,993	7,878	7,189	6,647
PAR 90 (%)	12.6%	13.2%	11.9%	11.8%	11.3%
NIM (YTD)	3.92%	3.62%	3.6%	3.4%	3.1%
Gross Profit	447	284.5	209.4	100.4	340.76
Cost of risk ratio (annualized)	2.06%	2.07%	1.64%	1.83%	2.16%
Annualized ROE	12.9%	11.24%	13.1%	12.7%	12.5%



Q4 2013 financial highlights (IFRS non-consolidated)

m RON	31.12.2013	31.12.2012	y/y
Cash and cash equivalents	4,102	5,576	-26.4%
Placements with banks	1,666	1,305	27.7%
T bills and securities	9,040	6,648	35.98%
Loans to customers, net	16,667	15,457	7.8%
Fixed assets and participations	446	444	0.45%
Other assets	145	142	1.7%
Total assets	32,066	29,572	8.43
Shareholders' equity	3,083	2,695	14.4%
Subordinated loan	338	289	17%
Due to customers	25,804	23,233	11.1%
Due to banks and FIs	2,486	3,015	-17.54%
Other liabilities	355	340	4.41%
Total liabilities	32,066	29,572	8.43%



Q4 2013 financial highlights (IFRS non-consolidated)

Income statement

m RON	31.12.2013	31.12.2012	Y/Y
Net interest income	1,194	938	27%
Net commissions income	362	425	-15%
Other operating income	168	175	-4%
Operating income	1,659	1,484	12%
Operating expenses	809	769	5%
Provisions	407	375	9%
Gross profit	443	341	30%
Net profit	375	320	17%



PRESENTATION TOPICS

- Macroeconomic environment
- BANCA TRANSILVANIA on its home market
- Overview of business lines
- Q4 2013 financial highlights
- **Conclusions**



Conclusions

- We defend our position as 3rd bank in the system and we keep our entrepreneurial profile
- We aim a market share of 10 - 11% in 2 - 3 years, but we keep a strong eye on efficiency
- We continue to support the Romanian economy, targeting both organic growth and portfolio acquisitions (especially Retail loan portfolios)
- We keep our focus on business segments and sectors where we have expertise: SMEs, Retail, Healthcare, Agriculture, EU structural funds



Contact details

Mihaela Nadasan, Executive Manager FI & IR
Banca Transilvania S.A.
8 G. Baritiu Street
Cluj-Napoca, 400027
Romania

mihaela.nadasan@bancatransilvania.ro

Telephone + 40 264 407 150

Fax + 40 264 407 179